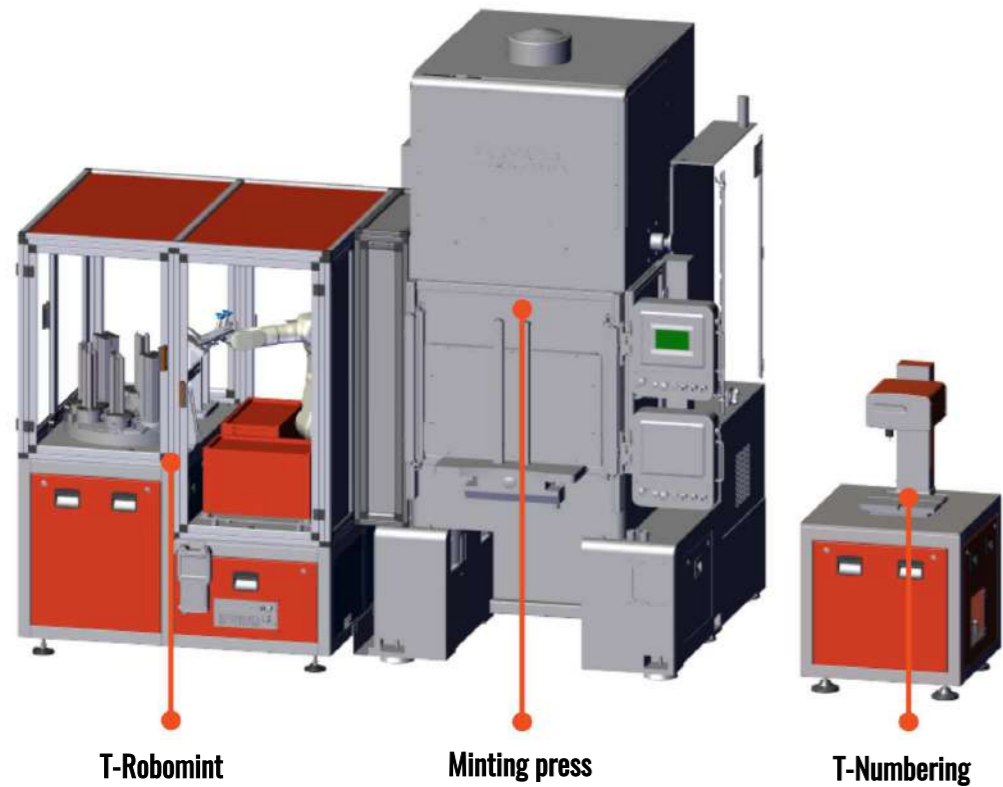


TAILORED AUTOMATION FOR THE HIGHEST ACCURACY


Each Tera Automation machine can be conceived **as part of a modular line** which can be combined according to the company's needs and facility space. **Each machine can be fitted to existing machines and a full line can be developed over time.**

T-Robomint™ is an automation which can be integrated to other machines, according to each operator's specific needs.:



HIGH QUALITY STAMPS

Tera Automation can also provide top quality stamping dies and minting sets.



www.tera-automation.com



HEADQUARTERS

Via Romena 7/9, Loc. Porrena
52014, Poppi (AR)

+39 0575 536625

sales@tera-automation.com

TERA AROUND THE WORLD

- USA
- Korea & Japan
- Hong Kong
- Thailand
- India
- Turkey
- Spain



Automated tending system for hydraulic presses to mint coins and stamp ingots




Smart Manufacturing for the Future



forging competitive clients™

© 2000-2016. All rights reserved

Automation for coin and ingot minting



WHAT IS T-ROBOMINT

T-Robomint™ is an automation system especially designed for refineries, private and government mints producing a considerable amount of minting coins, medals and ingots every year. These companies usually manufacture products with different designs by employing several presses; given their traditional manufacturing method, they rarely manage to achieve a continuous production flow. Thanks to T-Robomint™, presses - whether they already exist within the company or they are provided by Tera Automation - achieve an **unprecedented level of autonomous production**. That's because operators will only need to monitor the performance of one or more presses operating at the same time. Minting presses were originally designed to be handled manually, but T-Robomint™, by means of an **antropomorphic robot** system, made them autonomous. Automating the stamping division means: **more work shifts, a continuous production, no constant need for operators, and a consistent yield over time**. T-Robomint™ allows the production of **different designs**; you will only need to change the design of the press stamp and, if needed, the vacuum gripper necessary to pick blank medals up. As a matter of fact, the suction area is calibrated according to diameter and can be adjusted using a regulator. **The same process applies for ingot stamping.**

HOW IT WORKS

The T-Robomint™ automation includes:

- a **loader** containing the pieces that need to be minted/ stamped;
- an **antropomorphic robot** with double gripping system;
- a working station for the **zero adjustment of blanks**;
- a **tray** to collect minted/stamped pieces.

The loader has an overall capacity which varies according to the design of coins/ingots. Once rough blanks are finished, the loader can be easily removed and replaced with a new one, so as to avoid production delays. The antropomorphic robot fitted to the T-Robomint™ is provided with **two gripping points** thus allowing two simultaneous gripping systems: one gripping system moves the blanks from the loader to the press work surface, while the other one grasps the finished product and releases it in the final collection area. A special **gripping system** is also available to produce **Proof coins**. Once it has been minted/ stamped, the finished product is brought to and released in the **collection tray**. These trays are not attached to each other, so that the supervisor can collect the trays that are full without needing to interrupt production.

THE ADVANTAGES OF AN AUTOMATED SOLUTION

- Operators only have to take care of **automation settings**
- **Fast and safe** operations
- **Continuous processing** without any waste of time
- **Quality** is consistent over time
- **Staff costs** are optimized


T-Robomint is available as:



Max abs. power	Production	Integrated robot	Managing and control	Voltage supply	Dimensions(LxWxH)	Weight
8 kW	Depending on the press output	Antropomorphic robot	Touch control panel & PLC	400 V, 50 Hz	2450 x 1380 x 2600 h	760 Kg



Stamped coins




Detail of the zero adjustment template




Overview of the robotized tending system




8 feed



Details of robot grippers



Detail of the pile of collection trays




8



1



3



2