

Brush

Automated system for Mirror Finishing Surfaces

Smart Manufacturing for the Future



forging competitive clients™

Automated system for Mirror Finishing Surfaces



YouTube Video

Distinctive features

- Customized waxing and shining of precious metal ingots
- Decreasing And Upgrading Manual Labor
- Minimizing Risk
- Reducing Costs
- Eco-Friendly
- PLC control panel command
- Compact work station.
- The Production Capacity varies with the size and shape of the bars, to be customized per the client's specifications.

The holding disc and the 2 implants

There is a holding disc that turns first to the right and then to the left or it remains in place as necessary for the pertinent step in the shining operation. With the identical surface level as the holding disc there are 2 smaller discs that reside 'internal' to it. These 2 discs are positioned at 180° one from the other. The ingot is loaded manually and fits into a steel mold held firmly on one of the smaller discs. Optionally the loading can be customized similar to that seen in T-Finishing with an automated conveyor belt. In this manner it becomes a modular piece of a T-Line, our automated production line.

The cabinet, The wax

Looking at the front of the machine with the PLC control panel to the left, you see that the more distant half of the holding disc is covered with a cabinet with 2 front doors. The T-Brush and T-Wax doser. For safety neither the brush nor the wax doser operate with the doors open. The holding disc rotates to align the ingot directly under the wax dosing funnel which first recognizes it and subsequently emits the appropriate dose of wax which drops onto the ingot.

Shining

Then the holding disc rotates to align the ingot under the brush which recognizes its position. The brush is lowered and then rotates to shine the ingot. During the shining operation the minor disc rotates slowly while the holding disc oscillates slowly. Upon raising the brush can be configured for direction.

The cleaner






Between the two minor discs there is a heavily ridged rectangular piece fixed on the holding disc. Between shining operations the brush is lowered onto the ridged piece and rotates in a self cleaning procedure.

Exit

With another partial rotation the ingot holding smaller disc moves to a position external to the cabinet. Here either an operator may remove it or optionally there is a conveyor belt similar to the exit belt in T-finishing that carries the polished ingot to an operator or to an exit trolley.

Version	Power	Products range	Managing	Voltage supply	Dimensions (mm)	Weight
STANDARD	5 kW	From 20 gr to 1 Kg Au	Touch control panel & PLC	380V, 50/60 Hz, 3Ph	1000x1200x1600 h	350 Kg
L	7,5 kW	From 20 gr to Good delivery Au	Touch control panel & PLC	380V, 50/60 Hz, 3Ph	1000x1200x1600 h	350 Kg
XL	10 kW	From 1 Kg to 1000 oz Ag	Touch control panel & PLC	380V, 50/60 Hz, 3Ph	1000x1200x1600 h	350 Kg









tera-automation.com

HEADQUARTER

Via Romena, 7/9, Loc. Porrena
52014 Poppi (AR) Italy

T. +39 0575 536 625

T. +39 0575 536 931

F. +39 0575 539 851

tera@tera-automation.com

TERA IN THE WORLD



U.S.A.

Korea & Japan

Hong Kong

Thailand

India

Turkey

Spain